

● PROFESSIONAL LED INDICATORS Ø8.1mm Mounting

FEATURES



524 SERIES

PACK QUANTITY = 10 PIECES

- Robust stainless steel housing
- Low profile styling, sunlight readable LEDs
- Sealed to IP67
- Wide viewing angle
- Suitable for high vibration applications
- Internal reverse protection diode fitted as standard in all voltage models.

SPECIFICATION

Ordering Information & Typical Technical Characteristics (Ta = 25°C)

Mean Time Between Failure = 100,000 Hours. Luminous intensity figures refer to the unmodified discrete LED.

PART NUMBER	COLOUR	LENS	VOLTAGE DC (Vdc) Vopr	CURRENT DC (mA) Iopr	LUMINOUS INTENSITY Iv@20mA (mcd)	WAVE LENGTH λp (nm)	OPERATING TEMP Topr	STORAGE TEMP Tstg	
HIGH INTENSITY									
01-524-501-21	Red	Colour Diffused	12	20	11000	643	-40 ~ +95 [^]	-40 ~ +100	Yes
01-524-521-21	Yellow	Colour Diffused	12	20	16000	591	-40 ~ +95 [^]	-40 ~ +100	Yes
01-524-532-21	Green	Colour Diffused	12	20	23000	527	-40 ~ +95 [^]	-40 ~ +100	Yes
UNITS			Vdc	mA	mcd	nm	°C	°C	

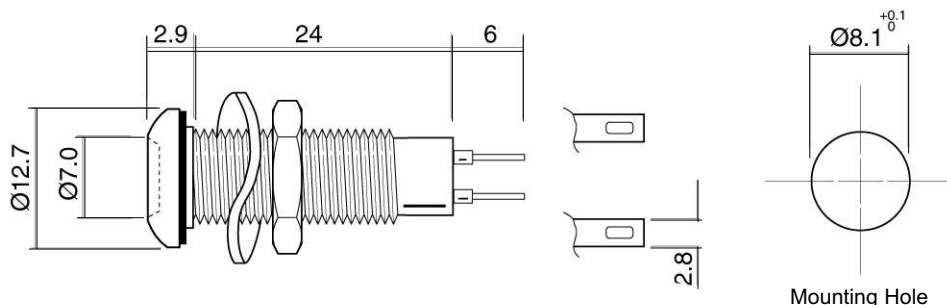


Other voltages AC/DC available. Please contact our Technical Sales.

[^] = Products must be derated according to the derating information (page 3). Each derating graph refers to specific LEDs.



524 Series



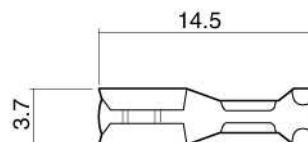
Dimensions in mm (Typical)
Not to scale

Anode termination indicated by red sleeve
Mounting hole to be clean and burr free

MATERIALS

PUSH-ON CONNECTORS

Body	Stainless steel grade 303
Nut	Stainless steel grade 303
Panel Seal	Viton
Termination	Brass to BS 2874 CZ108 Copper flash undercoat with silver flash finish
Lock Washer	Stainless steel
Fresnel lens	Polycarbonate
Encapsulation	PC5430 resin



925-000-00 is brass tin plated.
For use with 524 series lamps.

Dimensions in mm (Typical)
Not to scale

TECHNICAL CHARACTERISTICS

SERIES	MAXIMUM POWER DISSIPATION	MAXIMUM REVERSE VOLTAGE	PANEL CUTOUT	NUT MOUNTING TORQUE	MINIMUM MOUNTING CENTRES	MIN/MAX. PANEL THICKNESS
524	825	1000	8.1	0.65	x,y=14.5	1.5-13.0
	mW	Vdc	mm	Nm	mm	mm

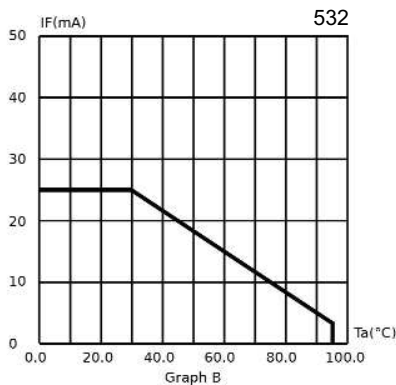
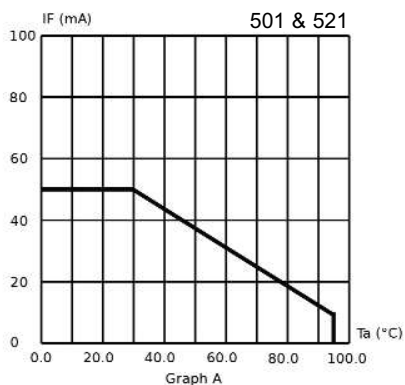
* = current version

• = voltage version

OPTIONAL FLYING LEAD TERMINATIONS

ORDER CODE SUFFIX	SUPPLY VOLTAGE	WIRE COLOUR	WIRE LENGTH	NO/DIAMETER OF CONDUCTORS	DIAMETER OVER INSULATION	COMMENTS
15	DC Products	Red-anode / Black-cathode	150mm	19/0.15mm	1.2mm	Customised lengths available
15	AC Products	Brown-live / Blue-neutral	150mm			
19	DC Products	Red-anode / Black-cathode	1000mm			
19	AC Products	Brown-live / Blue-neutral	1000mm			

DERATING INFORMATION



ALSO AVAILABLE

Part numbers also available in the 524 Series:

PART NO.	COLOUR	VOLTAGE DC (Vdc) Vopr
01-524-501-22	Red	24 VDC
01-524-521-22	Yellow	24 VDC
01-524-532-22	Green	24 VDC
UNITS		

The products listed above illustrate all of the options available to order. These products may have custom modifications that alter their operation beyond the generic information contained within this datasheet.